

2D laser collimation of a cold Cs beam induced by a transverse B -field

*M. D. Plimmer*¹⁾, *N. Castagna*, *G. Di Domenico*, *P. Thomann*, *A. V. Taichenachev*⁺, *V. I. Yudin*⁺*

Observatoire cantonal, 2000 Neuchâtel, Switzerland

+Novosibirsk State University, 630090 Novosibirsk, Russia

**Institute of Laser Physics SB RAS, 630090 Novosibirsk, Russia*

Submitted 26 April 2005

We describe transverse collimation of a continuous cold cesium beam (longitudinal temperature $75 \mu\text{K}$) induced by a two-dimensional, blue-detuned near-resonant optical lattice. The mechanism described for a lin-||-lin configuration is made possible by the application of a transverse magnetic field B_{\perp} . The phenomenon described differs from grey molasses for which any small magnetic field degrades cooling, as well as from magnetically induced laser cooling in red-detuned optical molasses where there are no dark states. The lowest transverse temperature is experimentally found to vary as B_{\perp}^2 . The collimated flux density shows a dip as a function of B_{\perp} , the width of which is proportional to the cube root of the laser intensity, general features predicted by our semi-classical model. This technique provides a sensitive tool for cancelling transverse magnetic fields *in situ* at the milligauss level.

PACS: 32.60.+i

Continuous beams of cold atoms are useful for many physics experiments. Their flux density can be boosted by two-dimensional (2D) transverse laser collimation. Some schemes to achieve this with a 2D optical lattice (OL) use applied magnetic fields in addition to the lasers [1], while others should work better in zero field [2]. Both methods are designed to approach transverse temperatures close to the recoil limit ($0.2 \mu\text{K}$). The simplest approach is polarisation gradient cooling (optical molasses (OM)) leading to temperatures of about $3 \mu\text{K}$. With no polarisation gradient, collimation can still be achieved if a transverse magnetic field (B_{\perp}) is applied. Conversely, one can use this technique to monitor transverse magnetic fields *in situ*. In this Letter we describe a study of laser collimation of a continuous cesium beam induced by a (B_{\perp}) for the $F = 3 \rightarrow F' = 2$ component of the D_2 line and its implications for field cancellation.

For transitions of the type $J \rightarrow J' = J$ or $J - 1$, cooling occurs for a laser tuned to the blue of the atomic resonance while the presence of dark states in the ground hyperfine level leads to grey OM and thereby somewhat lower temperatures than those obtained with red-detuned OM ($J \rightarrow J + 1$). In their study of the $F = 1$ to $F' = 1$ transition in ^{87}Rb in a 1D lin- θ -lin OM, Lucas et al. [3] measured temperature as a function of θ and concluded that the cooling observed near $\theta = 0$ arose from some residual polarisation gradient. We have also investigated collimation as a function of θ in a 2D

phase-stable power recycling lattice [4]. To minimise θ , we adjusted the vertical input polarisation of the input beam, such that the extinction of the outgoing reflected beam, analysed by a polarising beam-splitter cube was $< 10^{-3}$. We still observed sub-Doppler temperatures but only when a transverse magnetic field was applied.

Although magnetically induced laser cooling (MILC) was described over a decade ago [5–8], most work has been on $J \rightarrow J + 1$ transitions²⁾ but published data on $J \rightarrow J - 1$ transitions are rarer. Metcalf's group mentions results for the textbook case of 1D collimation of a ^{87}Rb beam on the $F = 1 \rightarrow F' = 0$ transition in a weak B_{\perp} field with no polarisation gradient ($\sigma^+ - \sigma^+$ [9], lin-||-lin [10].) Nienhuis et al. [11] calculated a graph of reduced force *versus* reduced velocity for 1D cooling of a $J=2-J'=1$ transition in a similar configuration but with a strong B_{\perp} field and red detuning. The only work on Cs of which we are aware is by Valentin et al. [12–14] who studied the $F = 3 \rightarrow F' = 2$ component of the D_2 line. There and in the experiments of Metcalf's group [5, 6], a thermal atomic beam was collimated in a 1D standing wave to sub-Doppler transverse temperatures in either strong magnetic fields (Larmor frequency $\Omega_L \geq$ ground-state light shift Δ_{LS}) or weak ones ($\Omega_L < \Delta_{LS}$). In all of the above, results describe cooling to zero transverse velocity v_{\perp} in low fields and to $v_{\perp} \neq 0$ in high fields. All calculations were numerical simulations and, to the best of our knowledge, no analytical expressions

¹⁾e-mail: Mark.Plimmer@ne.ch

²⁾Indeed, we observe the effect for red-detuned molasses using the $F = 4 \rightarrow F' = 5$ component of the Cs D_2 line.

for the transverse temperature T_{\perp} as a function of B_{\perp} were given. Our own experiment is different in that it concerns 2D collimation of a continuous Cs beam using an OL with parallel linear polarisation vectors; the magnetic fields are always weak ($B_{\perp} < 120$ mG) and the atoms, already cold to begin with, (longitudinal temperature $75 \mu\text{K}$, $T_{\perp} = 60 \mu\text{K}$) are transversely cooled to $T_{\perp} \approx 5 \mu\text{K}$.

In this Letter, we present a detailed study of 2D MILC, including the influence of applied transverse magnetic fields on the atomic flux and final temperature for the case of an $F \rightarrow F - 1$ transition. We show that, even if the mechanism appears on the blue side of the atomic resonance, it is different from usual grey molasses in two respects. First, grey molasses requires a polarisation gradient, which is not the case here. Second, grey molasses is destroyed by a B -field, be it transverse or longitudinal [15]. We outline the experimental arrangement then present the results obtained, which show striking contrast between the case of parallel polarisations (no polarisation gradient, $\sin^2 \theta < 10^{-3}$) and orthogonal ones (maximal gradient). Then we compare our situation with grey molasses ($F \rightarrow F$ or $F - 1$ with a polarisation gradient). To gain some physical insight, we perform an extensive semiclassical analysis of MILC on $F \rightarrow F - 1$ transitions in a linearly polarized standing wave. A qualitative picture of the Sisyphus cooling mechanism in the case under consideration is given. We find that in a weak magnetic field, when the Zeeman splitting is less than the average light shift, the usually used slow atom approximation fails due to a strongly nonlinear velocity dependence of the light force on the atom near $v = 0$. This can be qualitatively explained by high spatial gradients of the atomic density matrix and a small optical pumping rate near the field nodes. Instead, we obtain the nonlinear force dependence by numerical calculations, based on the expansion of the density matrix in Fourier series, that give results qualitatively similar to those found by experiment. Lastly, we present the transverse magnetic field cancellation procedure based on real-time measurement of the atomic flux.

The apparatus shown in Fig.1 is akin to that of ref. [1] where the z -axis is vertical. Cs atoms from a moving OM are launched continuously in a parabolic flight with an initial velocity $v_z = 3.6 \text{ ms}^{-1}$ [16]. In a region above the source, the slow beam is collimated using a 2D linear- θ -linear OL, $1/e^2$ intensity radius = 5.7 mm, truncated at a radius of 9 mm. We define I_1 as the average single-beam intensity in a circle of radius equal to the waist w . Here, a laser tuned 3γ above resonance with the $F = 3 - F' = 2$ D_2 hyperfine component (where γ is the natural width of the excited state $6p^2P_{3/2}$) is

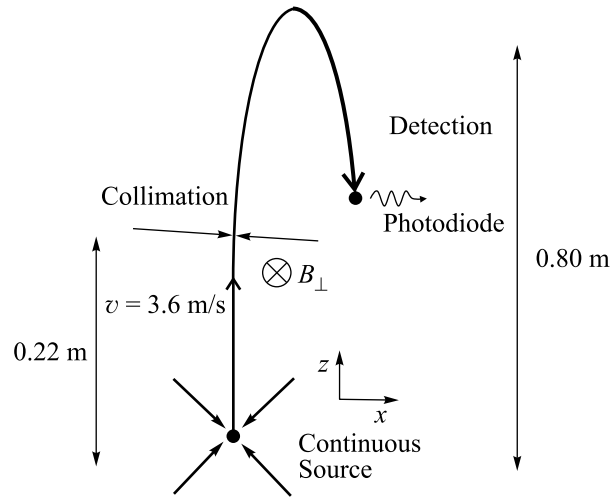


Fig.1. Experimental set-up for 2D collimation of a continuous Cs beam. The various lasers are tuned near hyperfine components of the D_2 line

used in a phase-stable, power-recycling geometry with perpendicular, coplanar, counter-propagating beams [4]. These are reflected from gold-coated mirrors to maximise reflectivity ($R > 97\%$) and minimise birefringence; improvement is expected from silver ones [17]. We observed that when there is no polarisation gradient, no collimation occurs unless one applies a transverse B -field (but not a longitudinal one). A weak re-pumping laser (0.1 mW/cm^2), tuned to the $F = 4 \rightarrow F' = 3$ hyperfine component of the D_2 line is added to improve cooling efficiency in the lattice. At the end of the flight, the atomic flux is probed via laser-induced fluorescence of the $F = 4 \rightarrow F' = 5$ transition of the D_2 line. By adding a re-pumping beam in the probe region tuned to the $F = 3 \rightarrow F' = 4$ transition, we can detect the atoms arriving in both the $F = 3$ and $F = 4$ hyperfine levels. We measure transverse temperatures by translating laterally the whole detection system (probe and repumping lasers and detection optics) in the horizontal plane and recording flux as a function of displacement. The data are fitted to a gaussian curve (collimated atoms) superimposed on a slope representing the wings of a much broader distribution of uncollimated atoms. Depending on the atomic flux, resolutions of $0.2 \mu\text{K}$ can be achieved.

We have studied the variation of T_{\perp} as a function of the mutual angle of inclination θ of the laser polarisation vectors when $B_x = B_y = B_z = 0$. For $\theta = 0$ the light field is a 2D lattice with an intensity gradient but uniform polarisation and the temperature curve exhibits a local maximum. Still for $\theta = 0$ we have measured T_{\perp} and flux versus $B_{\perp} (\leq 120 \text{ mG})$ when the other field components were cancelled out to within a few milligauss. For $B_x = B_z = 0$, the flux density curve (Fig.2) shows

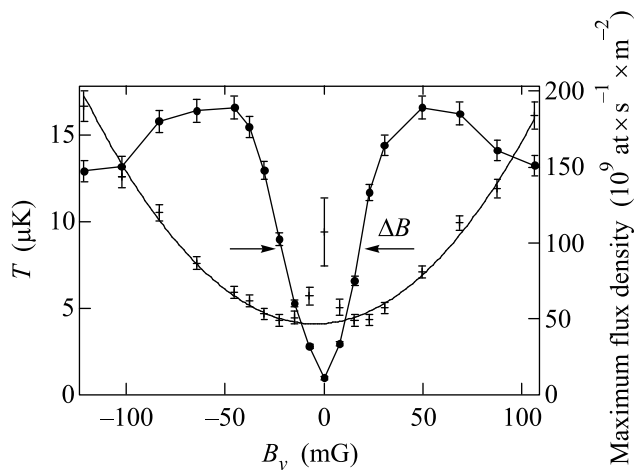


Fig.2. 2D laser collimation using the Cs D_2 line in a lin-||-lin lattice with $\theta = 0$, hyperfine component $F = 3 - F' = 2$ and detuning $+3\gamma$. Lattice laser power 3.5 mW, repumping laser ($F = 4 - F' = 3$) power=0.12 mW ($w = 5.7$ mm for both lasers). Variation of transverse temperature (+) and flux density (•) as a function of the transverse magnetic field B_y for $B_x=B_z=0$. The polarisation vectors of the lattice beams are along z so there is no polarisation gradient, and the other magnetic field components are cancelled. The solid line in the flux curve is to guide the eye; that in the temperature plot is a quadratic fit excluding the 3 central points

a characteristic dip as a function of B_y . Similar results are observed when $B_y = B_z = 0$ and we vary B_x . The width ΔB of the dip varies as the cube root of the lattice laser power over a range 1 to 32 mW (Fig.3). The

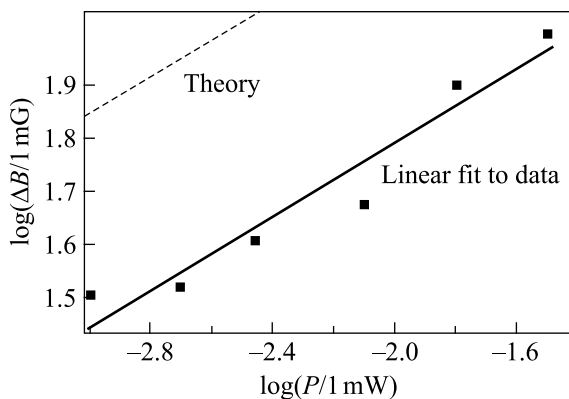


Fig.3. Plot of log of the width $\Delta B/\text{mG}$ of Fig.1 versus log of lattice power P/mW for $B_x=B_z=0$. The slope of the linear fit (0.35(4)) suggests that $\Delta B \propto \sqrt[3]{P}$. The theoretical curve predicts the right slope and gives absolute values within a factor of 2

intensity of the weak repumping laser has no observable influence upon this width. The corresponding tempera-

ture curves exhibit a central maximum, coinciding with the value of B_\perp that gives the smallest flux. Away from this maximum, we find that T_\perp rises as B_\perp^2 . This behaviour is in striking contrast with the variation of flux density with B_z ($B_x = B_y = 0$) where we observe no collimation whatsoever. There is also a dramatic difference with the behaviour of flux versus B_\perp for $\theta = 90^\circ$ i.e. grey molasses, which displays a local central maximum at $B_\perp = 0$.

Cooling mechanism. Fig.4 shows the calculated adiabatic potentials, i.e. the eigenvalues of the total Hamil-

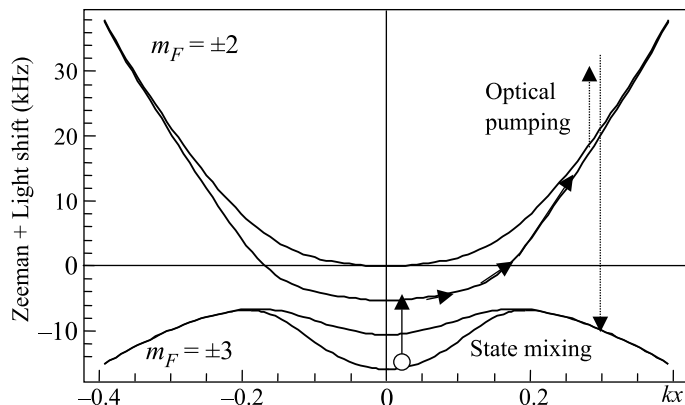


Fig.4. Cooling principle in a weak magnetic field based on $F = 3 \rightarrow F' = 2$ optical pumping between Zeeman sub-levels of the $F = 3$ ground hyperfine level. Here we show adiabatic potentials including both Zeeman and light shifts. The modulated light shift of the $m_F = \pm 3$ non-coupled levels arises from off-resonant coupling with the excited $F' = 3$, $m_{F'} = \pm 3$ levels. The value shown is for an average lattice laser intensity of $3.5 \text{ mW} \cdot \text{cm}^{-2}$

tonian of an atom at rest, including both the optical shift operator and the Zeeman shift operator. The four potential curves correspond to the dressed states, which for $B_\perp = 0$ coincide with Zeeman sub-states of the ground $F = 3$ hyperfine level with the magnetic quantum numbers $m_F = \pm 2$ and $m_F = \pm 3$. They apply to the case of a weak B_\perp and a linearly polarized standing wave ($\theta = 0$). The contribution due to off-resonant coupling with $^2P_{3/2}$ $F' = 3$ is also taken into account. The energies are in kilohertz for the average lattice intensity of our experiment $3.5 \text{ mW}/\text{cm}^2$. Level crossing near the nodes is avoided due to the B-field mixing (the corresponding Zeeman splitting is taken as 5.3 kHz). In a weak magnetic field, the whole cooling process of transitions between the coupled $F=3$, $m_F = \pm 2$ and non-coupled $F = 3$, $m_F = \pm 3$ dressed states takes place in the vicinity of the nodes, where the Zeeman splitting is comparable with the optical shifts. Outside these regions, all slow atoms are in the non-coupled states and

so dissipate no kinetic energy. Let us consider an atom moving in positive direction initially in one of the non-coupled states. Near the node (say, when $kx = 0$) it is likely to be coupled by the transverse B-field to the dressed states with $m_F = \pm 2$, climb uphill and dissipate its kinetic energy. Later (e.g., at $kx = 0.3$), when the dressed states $m_F = \pm 2$ become strongly coupled with light it is optically pumped back to the non-coupled states $m_F = \pm 3$. Thus, the kinetic energy dissipated per cycle is of order of the Zeeman energy.

The Sisyphean mechanism [18] breaks down at very weak magnetic field when an atom moving at the recoil velocity $\hbar k/M$ passes too quickly through the region of efficient B -mixing for optical pumping to occur. This explains qualitatively the peak in temperature and the dip in the flux near $B_{\perp} = 0$. Let us estimate the Zeeman splitting at which it happens. The spatial size x of the region where the B -mixing works is defined by $\Omega_R^2/(\delta(kx)^2) \approx \Omega_Z$ (the optical energy shift is comparable with the Zeeman splitting), where $\Omega_R \sin kx \simeq \Omega_R kx$ is the local Rabi frequency in the vicinity of the well bottom averaged over the lattice volume, δ is the detuning. An atom with the recoil velocity crosses this region in a time $\tau = x/(\hbar k/M)$. For efficient mixing in this time period we need $\tau\Omega_Z \geq 1$, i.e., $\Omega_Z \geq [\omega_r^2\Omega_R^2/\delta]^{1/3}$ where ω_r is the recoil frequency. This power law is confirmed experimentally (Fig.3) over a range of 30 in laser power. Note that in our experimental conditions the weak magnetic field regime always applies since the Zeeman splitting is less than the average optical shift. However, in this limit the condition for applicability of the usually used slow atom approximation is unusually stringent. Indeed, first we require that

$$\frac{kv}{kx} \ll \gamma \frac{\Omega_R^2}{\delta^2} (kx)^2 \quad (1)$$

where γ is the spontaneous decay rate, i.e. the atom transit time through the region of efficient B -field mixing should significantly exceed the optical pumping time in the same region. In this region the optical shift and Zeeman splitting are comparable:

$$\frac{\Omega_R^2}{\delta} (kx)^2 \simeq \Omega_Z \quad (2)$$

then

$$kx \simeq \sqrt{\frac{\Omega_Z \delta}{\Omega_R^2}} \ll 1. \quad (3)$$

Additionally, in order to neglect safely motional coupling between the dressed states we also need

$$kv/kx \ll \mathcal{E} \simeq \Omega_Z, \quad (4)$$

where $\hbar\mathcal{E}$ is the energy separation between adiabatic potentials. Since the first condition is the more stringent, we have finally

$$kv \ll \Omega_Z \frac{\gamma}{\delta} \sqrt{\frac{\Omega_Z \delta}{\Omega_R^2}} \ll \Omega_Z. \quad (5)$$

If now we take $\delta = 3\gamma$, $\Omega_Z = 0.01\gamma$ (about 50 kHz) and $\Omega_R = \gamma$ (the corresponding intensity is about 8.8 mW/cm²), we see that $kv < \gamma/100$, i.e. the corresponding velocity would be deeply sub-recoil. Thus, in the weak magnetic field regime there is hardly any room for the linear velocity approximation, estimates based upon which fail, and we need at least some kind of non-linear theoretical estimates going beyond the slow atom approximation. This led us to carry out a semiclassical numerical analysis of the problem.

Let us consider MILC in a linearly polarized monochromatic light field that excites a closed $F_g = F \rightarrow F_e = F - 1$ transition. We approximate the actual field configuration by a 1D standing wave and neglect all other hyperfine levels. As the simplest model we use a 3-state system, consisting of the non-coupled |NC), coupled |C) and excited |E) states. Such a model reflects the main qualitative features of MILC on dark transitions. We take both the Doppler shift kv and Zeeman splitting Ω to be $\ll \gamma$ and assume the laser field intensity and detuning correspond to the low-saturation limit:

$$S = \frac{1}{2} \frac{\Omega_R^2}{(\gamma/2)^2 + \delta^2} \ll 1. \quad (6)$$

There exist well-developed numerical methods to calculate the force and diffusion coefficient in an arbitrary 1D periodic light field. Typically, these are based on the expansion of the atomic density matrix in a Fourier series with subsequent numerical solution of a finite set of algebraic equations, obtained by the truncation of the original infinite set at some higher harmonic with number n_{\max} . An especially powerful tool for the force calculation is the continued fraction operator method, because at each step we need to invert a matrix of only low dimension whatever n_{\max} . The results for the spatially averaged force as a function of velocity are presented in Fig.5. One can see a linear dependence very close to $v = 0$, a first Raman resonance at $kv \simeq \Omega_Z$ [6] and higher order ones at $mkv \simeq \Omega_Z$ with m an integer. The force behaviour is qualitatively similar for the 3-state model and for the $3 \rightarrow 2$ transition studied experimentally.

One can evaluate the final momentum distribution $W(p)$, using the spatially averaged Fokker-Plank equation. Typically we observe non-gaussian shapes and

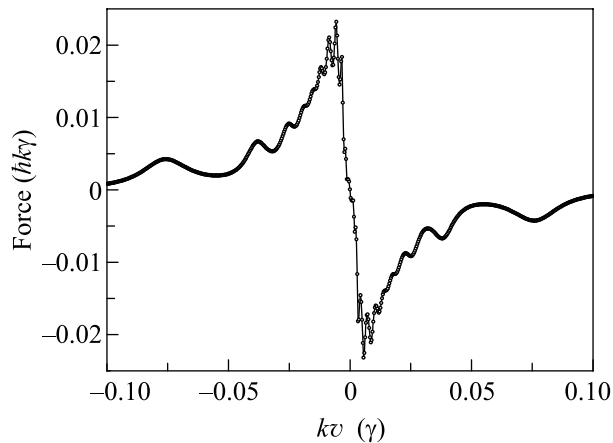


Fig.5. Three-state model. The force in $\hbar k\gamma$ units versus kv/γ . The detuning $\delta = 3\gamma$, the Zeeman splitting $\Omega_Z = 0.01\gamma$, and the Rabi frequency $\Omega_R = \gamma$

narrow double-peaked features near the zero momentum, which are gradually transformed into the peaks at non-zero velocities. To compare theory and experiment, we calculate numerically the gaussian width w ($W(w) = W(0)/e$) and $W(0)$, the latter representing the maximal flux. We assume that $T \propto w^2$, and $w = \hbar k$ corresponds to $T = 0.1 \mu\text{K}$. The results of such calculations

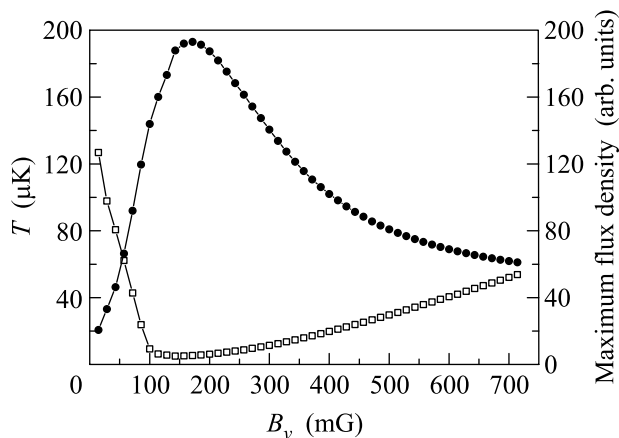


Fig.6. Three-state model. Maximum flux density (\bullet) in arbitrary units and the temperature (\circ) in microkelvin versus magnetic field in mG. The parameters are $\delta = 3\gamma$, $\Omega_R = \gamma$. There is qualitative agreement with experiment (Fig.1, right hand side)

shown in Fig.6 are qualitatively similar to experimental data. In particular, we see the " B_{\perp}^2 " temperature dependence and a flux maximum offset slightly from the temperature minimum, as in Fig.1. A detailed account of our theoretical models will be presented elsewhere.

Application: in situ compensation of B_{\perp} fields. Three orthogonal pairs of Helmholtz coils provide the necessary static fields. The resolution of the current supplies leads to an uncertainty of ± 2 mG for B_x and B_y

and ± 2.5 mG for B_z . Slow ambient fluctuations amount to ± 0.2 mG for B_x and B_y and ± 1.5 mG for B_z and there subsist 50 Hz fields of < 3 mG in all three directions. We start with 2D grey OM on the $F=3 \rightarrow F'=2$ component of the D_2 line using a lin \perp lin configuration to provide the largest polarisation gradient. Since any small magnetic field component leads to higher temperatures and lower flux, we adjust B_x , B_y and B_z to maximize the flux. This first step is thus a bright-field technique. For a sensitivity < 10 mG, we make the lattice polarisation vectors parallel and vertical so that B_x and B_y are the transverse fields. We then tune B_x and B_y to minimize the flux (dark field method). To make B_z the transverse field, the laser polarisation should be horizontal. In 2D, this gives a polarisation gradient and thus just grey molasses. However, by implementing a 1D lattice, one could also cancel B_z using MILC.

AVT and VIYu are grateful to the Swiss National Science Foundation (FNRS) for financing an exchange visit. Their work is supported in part by RFBR (grants # 05-02-17086 and # 04-02-16488) and by a grant INTAS-01-0855. The authors thank D. Boiron and S. Pádúa for supplying Ph.D. theses, and C.Affolderbach and P.Berthoud for critical input. Experiments were partially supported by FNRS and METAS.

1. G. Di Domenico et al., Phys. Rev. A. **69**, 063403 (2004).
2. A. V. Taichenachev et al., Phys. Rev.A. **63**, 033402 (2001).
3. D. M. Lucas, P. Horak, and G. Grynberg, Eur. Phys. J. D **7**, 261 (1999).
4. G. Di Domenico et al., arXiv physics/0412072.
5. B. Sheehy et al., Phys. Rev. Lett. **64**, 858 (1990).
6. P. van der Straten et al., Phys. Rev. A **47**, 4160 (1993).
7. P. J. Ungar et al., J. Opt. Soc. Am. B **6** 2058 (1989).
8. D. S. Weiss et al., J. Opt. Soc. Am. B **6** 2072 (1989).
9. R. Gupta et al., J. Opt. Soc. Am. B **11**, 537 (1994).
10. S. Pádúa, PhD thesis, SUNY, Stony Brook 1993. Unpublished.
11. G. Nienhuis, P. van der Straten, and S.-Q. Shang, Phys. Rev. A **44**, 462 (1991).
12. C. Valentin et al., Europhys. Lett. **19**, 133 (1992).
13. J. Yu et al., IEEE Trans. Instrum. Meas. **42**, 109 (1993).
14. C. Valentin, PhD thesis, Université de Paris-Sud 1994. Unpublished.
15. C. Triché, P. Verkerk, and G. Grynberg, Eur. Phys. J. D **5**, 225 (1999).
16. P. Berthoud, E. Fretel, and P. Thomann, Phys. Rev. A **60**, R4241-4244 (1999).
17. C. W. Goodwin, private communication (2004).
18. J. Dalibard and C. Cohen-Tannoudji, J. Opt. Soc. Am. B **6**, 2023 (1989).